



Tutorial Necklace « K'Atie » © par PUCA®



Made by Puca



April 2022 © Puca
www.perlepuca.canalblog.com
PUCA© All rights reserved




Material for a 45 cm necklace

- 146 Konos® par Puca®
- 20 Baros® par Puca®
- Seed Beads 15/0 (R15), 11/0 (R11)
- 26 x 4 mm ø Daisy Flowers 
- 1 clasp of your choice
- 2 crimp beads - 2 crimp covers
- 55 cm x beading wire 0.38mm ø – 2 wire guardians
- 2 x 4mm ø rings
- Fireline 0.12



1) Bead a chain with 156 Craw units. You'll find explanations at the end



2) Exit like picture



3) Pick up 1 R15, 1 Konos, 1 R15, 1 Konos, 1 R15, pass through 2nd R11



4) Repeat step 3 for the length of the pattern



5) You'll now have this



6) Exit through central R15



7) Pick up 1 Konos, 1 R15, 1 Daisy, 1 R15, 1Konos, pass through central R15. Repeat step 7 for the length of the pattern



8) You'll now have this. Close your work



9) Place the beading wire in the center of your Craw chain



10) Pick up 1 Daisy




11) Pick up 1 R15, 1 Konos, 1 Baros, 1 Konos, 1 R15



12) Repeat step 11 until you have added a total of 10 Baros



13) Pick up 1 crimp bead and 1 wire guardian



14) Pass your beading wire through the 2nd side of the wire guardian, crimp bead, R15, Baros. Pinch the crimp bead. Be careful to flatten your work to tighten your crimp bead. Cut the beading wire after the Baros



15) Place a crimp cover on your crimp bead and close it. Repeat steps 10 to 15 for the other side of the necklace



16) Place a clasp with rings. You have finished your necklace !



17) Another combination


CRAW TECHNICAL



1) Pick up 4 R11 silver color, pass through 1st R11



2) Pick up 3 R11 gold color (one has an orange dot, it'll be a mark for later), pass through last R11 silver color



3) Pass one thread through silver R11 (red star)



4) Pick up 2 gold R11 (green dot), pass through gold R11 and silver R11




5) Pass through following silver R11



6) Pick up 2 Gold R11 (blue dot), pass through 2nd R11 (green dot) and silver R11



7) Pass through following silver R11



8) Pass through gold R11 (orange dot)



9) Pick up 1 gold R11 (pink dot) and pass through gold R11 (blue dot)



10) Pass through following silver R11. Tighten



11) Pass through gold R11 (orange dot) and gold R11 (pink dot)



12) You'll now have this. Repeat steps 2 to 11

Happy beading!
Thank you for respecting my work ©

