

PEYOTE WEAVE PATTERN TABBY POLAROID CAT

By : Hello c'est Marine



Easy



2h

How to make an odd peyote cat?

We live a real love story with our felines, and if we put them in the spotlight?

Marine, alias [@hellocestmarine](#), offers you the gate of her second cat, Chestnut, a little tabby cat.

[Hello it's Marine](#) offers you other patterns to weave including his other cat [Shanghai](#) Delicas.


Cats is not your thing? Marine offers you [other weaving animals](#) !

And since we are nice, we put all our cards on the weaving of pearls.

Vary the colors, indulge yourself and customize your ball of hair as you wish.

Thank you Marine for sharing these grids.

- | | | |
|---|--|--|
| <p>Chart #A
DB-2114
Opaque Light Watermelon Duracoat
Compteur:3</p> | <p>Chart #B
DB-201
White Pearl Ceylon
Compteur:214</p> | <p>Chart #C
DB-1460
Silver Lined Cinnamon Opal
Compteur:57</p> |
| <p>Chart #D
DB-1456
Silver Lined Light Taupe Opal
Compteur:173</p> | <p>Chart #E
DB-354
Matte Opaque Blush
Compteur:12</p> | <p>Chart #F
DB-2111
Opaque Tea Rose Duracoat
Compteur:362</p> |
| <p>Chart #G
DB-762
Matte Opaque Dark Cream
Compteur:78</p> | <p>Chart #H
DB-374
Opaque Sea Foam Satin
Compteur:12</p> | <p>Chart #I
DB-310
Matte Black
Compteur:2</p> |
| <p>Chart #J
DB-731
Opaque Grey
Compteur:44</p> | | |



Hello
cest
Marine

Two peyote weaving techniques exist: the even and odd peyote that is differentiated to the number of pearls that there is in the width of the pattern.

Chestnut is made in odd peyote, you can consult our [sheet](#) dedicated to this technique.

Do you start? Do not panic, the technique of [quick start peyote](#) will help you, all in video, otherwise you can weave this pattern with [the technique of brickstitch](#), it is quite possible.

Tip: Use [a beaded carpet](#) to prevent your beads from dispersing (pro word).

Finally, all you have to do is weave Chataigne using the diagram and the color palette above, and pull all the threads into the beads to hide them.

Stick it on your fridge magnet, or pin holder, by regidifying it with [matt water-based matt Fimo varnish](#).

Tadam! Your weaving is finished!




We love to see your creations so do not hesitate to send us photos on our [Facebook](#) page or to tag us on [Instagram](#) with #Perlesandco!

Which material to use for Peyote weave pattern tabby polaroid cat?

SUPPLIES




Miyuki Delica 11/0 DB0201 - Opaque White Pearl Ceylon
Ref. : DB-0201
Quantity : 1



Miyuki Delica 11/0 DB0310 - Mattete Black
Ref. : DB-0310
Quantity : 1



Miyuki Delica 11/0 DB0354 - Matte Opaque Blush
Ref. : DB-0354
Quantity : 1




Miyuki Delica 11/0 DB0374 - Mat Opaque Sea Foam Luster
Ref. : DB-0374
Quantity : 1



Miyuki Delica 11/0 DB0731 - Opaque Gray
Ref. : DB-0731
Quantity : 1



Miyuki Delica 11/0 DB0762 - Matte Opaque Dark Cream
Ref. : DB-0762
Quantity : 1



Miyuki Delica 11/0 DB1456 - Silver Lined Light Taupe Opal
Ref. : DB-1456
Quantity : 1



Miyuki Delica 11/0 DB1460 - Silver Lined Cinnamon Opal
Ref. : DB-1460
Quantity : 1



Miyuki Delica Duracoat 11/0 DB2111 - Opaque Tea Rose x8g
Ref. : DB-2111
Quantity : 1



Miyuki Delica 11/0 DB2114 - Duracoat Opaque Watermelon x8g
Ref. : DB-2114
Quantity : 1



Fireline braided nylon thread 0.10 mm (4LB) Crystal x46 m
Ref. : FC-030
Quantity : 1



Miyuki Beading needles x6
Ref. : OAC-162
Quantity : 1

Result