

RECTANGULAR IMITATION WEAVE BRACELET REGALITE AND MIYUKI SEEDS

By : Tiffanie Perles&Co



Intermediate




2h

How to make a weaving with a rectangle bead?

The imitation drilled tubes Régalite are of great finesse and very detailed. You can include them in your Square Stitch weaves on Miyuki bracelets or in dangling earrings. Each pearl is different for a more natural effect. Many colors exist, including pieced tubes imitation Régalite turquoise and jade. In this tutorial we will show you how to weave a bracelet with an apparent technique at Square Stitch. You will need 12mm twist bugles as well as 11/0 or 15/0 seed beads or Miyuki Delicas. The list of material to make this blue and gold woven bracelet is at the bottom of the page. You can also add other pearls such as 3mm Bohemian facets or even small pieced gemstones.


Step 1:

The picture below already shows the half-woven bracelet but the method is the same on both sides. Cut 1 piece of 1m weaving thread. Thread the imitation pearl Régalite and a bugle twist. Return to the Régalite by going in the same direction, then in the bugle, then again in the Régalite and in the bugle.



2nd step :

Thread 12 rockeries 15/0, go through the bugle, go back in the pearls, in the bugle and in the pearls. Then put on another bugle and repeat this step.



Step 3:

Continue with a row of 5 'royal blue' 15/0 pearls, 1 'sea foam' 15/0 pearl and 5 'royal blue' pearls. Then a row 4 'royal blue' pearls, 3 'sea foam' pearls, 4 'royal blue' pearls. Repeat the row forward, then 1 bugle, 11 rock sea foam, 1 bugle and finish with a row of 10 rockeries 15/0 'royal blue'.



Step 4:

Thread the weaving tips over your last row of beads. Add a ring on the tip and two pieces of string to the correct length. Test the bracelet on your wrist. Then add a ring at the end of each chain and the gold spring clasp.



Feel free to show your creations on our Facebook page, in the Perles & Co customer's Super Club group or on Instagram @perlesandco.

Which material to use for Rectangular imitation weave bracelet Regalite and Miyuki seeds?

SUPPLIES



4X0.6mm Open Jump Rings - European-made -fine Gold plated x50
Ref. : ACC-362
Quantity : 1



Terminator for beads weaving 10 mm fine Gold plated x1
Ref. : ACT-244
Quantity : 2




C-Lon thread AA 0.15mm Gray x 68 m
Ref. : C-LON-049
Quantity : 1




Thin Oval Mesh convict Chain 1.3 mm fine Gold plated x1m
Ref. : CHU-129
Quantity : 1



Fine Gold plated springing clasp with tag 5mm x1
Ref. : FRM-583
Quantity : 1



Miyuki Seed beads 15/0 2028 - Opaque Sea Foam Luster Mat
Ref. : MR15/2028
Quantity : 1



Miyuki Seed beads 15/0 2039 - Matte Metallic Royal Blue x8g
Ref. : MR15/2039
Quantity : 1



Set of Pony embroidery needles size 10/12 x6
Ref. : OAC-1109
Quantity : 1



Beads Régálite tube beads 13x4.5 mm Bleu Dur x5
Ref. : SP-820
Quantity : 1



Bugles Twist Miyuki 12 mm TW2012-0003 - Silver Lined Gold x10g
Ref. : TW2012/0003
Quantity : 1

Result

