

# DIY WEAVING BRICKSTITCH PATTERN PENGUIN BEADED GLASS MIYUKI DELICAS

By : Perles & Co




Intermediate




3h

How to make a penguin in brick stitch?

Winter is coming, and we let ourselves be transported by its magic! Follower of small DIY animals too cute, Elodie Aubry aka [Little Creation](#) we offer 2 DIY weaving grids of penguins shaped stamp to face the cold weather. Assemble and weave Miyuki Delicas beads and make beautiful DIY brickstitch stamps to share or offer. In lack of ideas to weave other reasons? We have a whole list of [pearl weaving grids](#). Are you new to Miyuki Delicas pearl weaving? We invite you to read beforehand our data sheets like [how to start a brick stitch weaving](#) or [How to make a weaving in brick stitch with increase and reduction](#)? Thank you Elodie for sharing these grids.



- K** DB-1832 Galvanized Gold Duracoat  
Count: 212
- J** DB-1510 Matte Opaque Bisque White  
Count: 170
- F** DB-301 Matte Gunmetal  
Count: 39
- E** DB-202 White Pearl AB  
Count: 8
- M** DB-2129 Opaque Moody Blue Duracoat  
Count: 86
- G** DB-310 Matte Black  
Count: 54
- B** DB-115 Dark Topaz Gold Luster  
Count: 43
- C** DB-200 White  
Count: 92
- A** DB-10 Black  
Count: 8
- L** DB-2116 Opaque Light Carnation Duracoat  
Count: 4
- H** DB-378 Matte Metallic Brick Red  
Count: 31
- D** DB-201 White Pearl Ceylon  
Count: 4
- I** DB-727 Opaque Vermillion Red  
Count: 4



- J** DB-1832 Galvanized Gold Duracoat  
Count: 212
- I** DB-1510 Matte Opaque Bisque White  
Count: 170
- F** DB-301 Matte Gunmetal  
Count: 39
- E** DB-202 White Pearl AB  
Count: 8
- L** DB-2129 Opaque Moody Blue Duracoat  
Count: 86
- G** DB-310 Matte Black  
Count: 54
- H** DB-753 Matte Opaque Red  
Count: 50
- B** DB-115 Dark Topaz Gold Luster  
Count: 43
- C** DB-200 White  
Count: 92
- A** DB-10 Black  
Count: 8
- K** DB-2116 Opaque Light Carnation Duracoat  
Count: 4
- D** DB-201 White Pearl Ceylon  
Count: 4

Weave these gorgeous DIY penguins using the diagram above and tuck in all the threads to hide them.

In order not to disperse all your pearls, we advise you to use a [beaded carpet](#). Finally, to wear these stamps in saltire or brooch, you can stiffen it with the help of the [patent paper glue varnish](#) beforehand.



And here, your weavings are finished!


We love to see your creations so do not hesitate to send us photos on [our Facebook page](#) or to tag us on [Instagram](#) with #Perlesandco !

Which material to use for DIY weaving brickstitch pattern penguin beaded glass Miyuki Delicas?


## SUPPLIES



Miyuki Delica 11/0 DB0010 - Black  
Ref. : DB-0010  
Quantity : 1



Miyuki Delica 11/0 DB0115 - Dark Topaz Gold Luster  
Ref. : DB-0115  
Quantity : 1



Miyuki Delica 11/0 DB0200 - Opaque White  
Ref. : DB-0200  
Quantity : 1




Miyuki Delica 11/0 DB0201 - Opaque White Pearl Ceylon  
Ref. : DB-0201  
Quantity : 1




Miyuki Delica 11/0 DB0202 - White Pearl AB  
Ref. : DB-0202  
Quantity : 1



Miyuki Delica 11/0 DB0301 - Gunmetal Matte x8g  
Ref. : DB-0301  
Quantity : 1




Miyuki Delica 11/0 DB0310 - Mattete Black  
Ref. : DB-0310  
Quantity : 1



Miyuki Delica 11/0 DB0378 - Mat Metallic Brick Red x8g  
Ref. : DB-0378  
Quantity : 1



Miyuki Delica 11/0 DB0727 - Opaque Vermillion Red x8g  
Ref. : DB-0727  
Quantity : 1



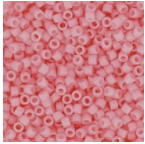
Miyuki Delica 11/0 DB0753 - Mat Opaque Red x8g  
Ref. : DB-0753  
Quantity : 1



Miyuki Delica 11/0 DB1510 - Opaque Bisque White Mat x8g  
 Ref. : DB-1510  
 Quantity : 1



Miyuki Delica Duracoat 11/0 DB1832 - Galvanized Gold  
 Ref. : DB-1832  
 Quantity : 1



Miyuki Delica 11/0 DB2116 - Duracoat Opaque Light Carnation x8g  
 Ref. : DB-2116  
 Quantity : 1



Miyuki Delica 11/0 DB2129 - Duracoat Opaque Moody Blue  
 Ref. : DB-2129  
 Quantity : 1



Miyuki Beading needles x6  
 Ref. : OAC-162  
 Quantity : 1



Miyuki Nylon Beading thread B 0.25 mm White x50 m  
 Ref. : UFC-493  
 Quantity : 1

## Result

