

POLYMER DALMATIAN EARRINGS

By : Karine



Easy




3h




Make a small dalmatian dye in polymer clay to make original earrings with fringes of suede.

Step 1
Take 3 bars in a white bread and then 1 bar in black. Cut small strips with a blade then roll them under the fingers to make cylinders of the same lengths.



2nd step
Surround each black cylinder of 3 whites, reconstitute a cane by putting side by side all the segments of pasta.






Step 3


Extend your cane a little by rolling it on a support then cut it in 3 ends.
Put side by side to make a new duck. Tighten the cane with your hands.






Step 4
Cut several thin slices into the Dalmatian cane. Align them and smooth the surface to clear the fittings by placing baking paper on the dough and making small circles with a smooth card.





Step 5
Put your pasta strips all around the lace tip. Smooth your fitting with your finger, do not overlay pasta. Cut the excess dough with a blade. Bake pasta-covered pieces in oven at 120 degrees for 30 minutes.






Step 6

Cut in the suede ribbon fringe, 4 lengths of 4 cm. Put some glue in the slot of the tips then place 2 lengths of suede.






Step 7


Paint with a glossy lacquer the part covered with polymer clay. Do one side and wait 1/2 h to do the other.





Step 8
Put some glue in the holes of the earrings and place your cabochons. Open the ring of the support with a pair of pliers to pass it in the ring of the end pieces, close again.





Which material to use for Polymer dalmatian earrings?

SUPPLIES



Terminator for flat lace 20 mm 23x13 mm fine Gold plated x1
Ref. : ACT-328
Quantity : 2



Earrings with crimped cabochon 4120 8x6 mm fine Gold plated x2
Ref. : BO-554
Quantity : 1



Ultra Suede Ribbon fringes 28mm Bordeaux x1,6m
Ref. : FEUTRE-159
Quantity : 1



Fimo Soft Polymer Clay 57gr White (n°0)
Ref. : FIMO-000
Quantity : 1



Fimo Soft Polymer Clay 57gr Black (n°9)
Ref. : FIMO-009
Quantity : 1



Finishing lacquer 30ml x1
Ref. : OUT-607
Quantity : 1



Jewel Glue Hasulith 30ml
Ref. : OUTIL-007
Quantity : 1



Swarovski 4120 Oval Fancy Stone 8x6mm Jet
Ref. : WCB-501
Quantity : 2



Result

