

# MIYUKI CUFF BRACELET WOVEN IN PEYOTE IMPAIR BLUE AND MUSTARD

By : Tiffanie Perles&Co



Advanced




4h

*How to make a bead weaving bracelet with a needle?*

How to make Peyote Impair weave?  
How to make a woven pearl bracelet?  
How to make a Miyuki needle bracelet?

The Peyote weave allows you to make beaded bracelets without a loom . You'll just need some thread and a 12 gauge needle. There are different Peyote weaving techniques, including the Peyote Pair and Odd. We differentiate the Peyote Even and Odd to the number of pearls in the width of the bracelet. With the Peyote Impair you can make patterns centered on the width and finish the pointed bracelet, which is not possible with the Peyote Pair. The Peyote Pair is however a little easier to achieve than the Peyote Impair. If you start, we advise you to start with a Peyote Pair project to understand the principle of this type of weaving. For example this one " [Bracelet peyote pair beaded Miyuki Delicas](#) " .



Here is a video that shows the important steps of Peyote Impair weaving. The woven Miyuki cuff bracelet is finished with [Peyote Miyuki woven tops](#) created in-house by Perles and Co. These tips are exclusive to Perles and Co and give a professional finish to your woven jewelry. In the video we use blue wire for a better visualization but do not hesitate to take silver or gold thread so that it is less visible on the tips.



If you ever have trouble with the beginning of this weaving technique there is a second method to start Peyote Impair weaving. This technique included using an additional accessory: The [Peyote quick start](#) . Do not hesitate to consult our video.

Miyuki Delicas 11/0 pearls are cylindrical and very regular seed beads, ideal for weaving pearls.

Did you like this tutorial? Also find our other tutorial in Peyote woven cuff bracelet with other Beads and Co [weaving end pieces](#) " Miyuki Peyote 13 weaving Woven Earrings " .



Which material to use for Miyuki cuff bracelet woven in Peyote Impair blue and mustard?

## SUPPLIES




4X0.6mm Open Jump Rings - European-made - fine silver plating x50  
Ref. : ACC-364  
Quantity : 1




Terminator for bead-weaving designed by Perles & Co 17 mm Silver Tone x1  
Ref. : ACT-554  
Quantity : 2



Miyuki Delica 11/0 DB0114 - Transparent Silver Gray Gold Luster  
Ref. : DB-0114  
Quantity : 1



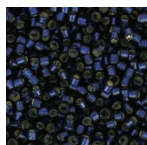
Miyuki Delica 11/0 DB0200 - Opaque White  
Ref. : DB-0200  
Quantity : 1



Miyuki Delica 11/0 DB2128 - Duracoat Opaque Nile Blue  
Ref. : DB-2128  
Quantity : 1



Miyuki Delica 11/0 DB2132 - Duracoat Opaque Bayberry  
Ref. : DB-2132  
Quantity : 1



Miyuki Delica Duracoat 11/0 DB2192 - Dyed Montana Silver Lined x8g  
Ref. : DB-2192  
Quantity : 1



Miyuki Delica 11/0 DB2286 - Opaque Glazed Toast Mat x8g  
Ref. : DB-2286  
Quantity : 1



Fine silver plating extension chain 50 to 60mm  
Ref. : FRM-073  
Quantity : 1



Leaf pendant designed by Perles & Co 9 mm - Fine silver plating x1  
Ref. : META-654  
Quantity : 1



John James Beading needle Size 12 29.5 mm x25  
Ref. : OAC-101  
Quantity : 1



925 Sterling Silver springing clasp 6 mm x1  
Ref. : SSU-244  
Quantity : 1



Miyuki Nylon Beading thread B 0.25 mm Silver x50 m  
Ref. : UFC-495  
Quantity : 1

Result