

DIY BANGLE BRACELET WEAVING CIRCULAR PEYOTE WITH MIYUKI DELICAS GLASS BEADS

By : Perles & Co



Advanced



4h

How to make a bangle bracelet?

How to make a woven bracelet in circular peyote?

We're taking a break right now and we never tire of it! How about to achieve another bracelet woven Delicas Miyuki beads? Amandine Bort aka [The masked pig](#) offers us a weaving grid to make your DIY bangle bridle according to the [bangle bracelet](#) tutorial from Emjy.

You begin in weaving, do not panic, [learn the basics of weaving](#) pearls in our box tool.


Thanks to Amandine for sharing her grid.

db 551
db 202
db 812
db 2135
db 218

modèle
proposé
par



le cochon
masqué



Perles du
1er rang

You can stiffen it a little more, put a coat of varnish on the inner lathe.

Your bracelet is now finished!



We love to see your creations so feel free to send us photos of your DIY bangle bracelet on [our Facebook page](#) or to tag us on [Instagram](#) with [#Perlesandco](#)!


NB: Attention, the list of products below is not completely in conformity with the picture of presentation. For stock reasons, some products in this tutorial have been replaced by equivalents. DB-0872 beads have been replaced by DB-1593 beads.

Which material to use for DIY bangle bracelet weaving circular peyote with Miyuki Delicas glass beads?

SUPPLIES




C-Lon thread D 0.3 mm - Cream x 71m
Ref. : C-LON-032
Quantity : 1



Miyuki Delica 11/0 DB0202 - White Pearl AB
Ref. : DB-0202
Quantity : 1




Miyuki Delica 11/0 DB0218 - Opaque Med Turquoise Blue Luster
Ref. : DB-0218
Quantity : 1



Miyuki Delica 11/0 DB1593 - Matte Opaque Mandarin AB x 8g
Ref. : DB-1593
Quantity : 1



Miyuki Delica Duracoat 11/0 DB1831 - Galvanized Silver
Ref. : DB-1831
Quantity : 1



Miyuki Delica 11/0 DB2135 - Duracoat Opaque Juniper Berry x8g
Ref. : DB-2135
Quantity : 1



Miyuki Beading needles x6
Ref. : OAC-162
Quantity : 1

Result

