

## DIY CIRCULAR BANGLE PEYOTE WEAVING BRACELET WITH MIYUKI DELICAS BEADS

By : Perles & Co



Advanced




5h

How to make a bangle bracelet?

How to make a woven bracelet in circular peyote?

Jenny aka [Jennaya](#) is here to present her DIY creation woven glass beads Miyuki Delicas. With this tutorial, discover how to make this jewel woven with the technique of circular peyote handed to the taste of the day. You begin in weaving, do not panic, [learn the basics of weaving pearls](#) in our box tool.

Thanks to Jennifer for sharing her grid.



Follow the step by step of a [circular peyote weaving bracelet](#) presented by Emjy to make your bracelet.



We love to see your creations so feel free to send us pictures of your DIY bangle bracelet on [our Facebook page](#) or to tag us on [Instagram](#) with #Perlesandco

Which material to use for DIY circular bangle peyote weaving bracelet with Miyuki Delicas beads?


## SUPPLIES




C-Lon thread D 0.3 mm - Cream x 71m  
Ref. : C-LON-032  
Quantity : 1



Miyuki Delica 11/0 DB0010 - Black  
Ref. : DB-0010  
Quantity : 1



Miyuki Delica 11/0 DB0357 - Mat Opaque Pale Blue Gray  
Ref. : DB-0357  
Quantity : 1



Miyuki Delica 11/0 DB1793 - Gray AB Lined White  
Ref. : DB-1793  
Quantity : 1



Miyuki Delica Duracoat 11/0 DB1831 - Galvanized Silver  
Ref. : DB-1831  
Quantity : 1



Miyuki Beading needles x6  
Ref. : OAC-162  
Quantity : 1

Result

