

MIYUKI DELICAS AND STAR BEADS WOVEN EARRINGS

By : Tiffanie Perles&Co



Intermediate



2h

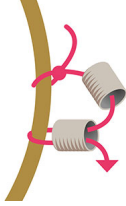
How to weave Miyuki on a dropper?

If you're a fan of Miyuki beads and want to try new beads, this tutorial is for you! Blend Miyuki Delicas and [Star Beads by Perles & Co](#) in a ring bead weave. Star Beads are glass beads designed by Perles & Co and sold exclusively on our site, many colors of Star beads are available. If you're interested in this mix of pearls, why not try our other [glass beads too](#)?

This tutorial requires to know [Brick Stitch weaving](#). If you are a beginner we recommend one of these tutorials to start:

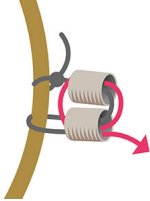
- [Miyuki Teepee Bead Brooch by Rose Mustache](#)
- [Brick Knot Rick Stitch](#)

Step 1:
Cut about 1 meter of weaving thread and thread it on the needle. Tie the end of the thread on the drop with a double knot. There must remain 8 cm of end of wire. Thread two Ivory Delicas beads, wedge them against the edge of the droplet outward and then pass the needle into the drop and go to the second bead strung as shown. Squeeze and place the beads side-by-side.



2nd step :

Go to the first bead from the top and go back to the second from below. Tighten the thread so that the pearls are ribbed and against the drop. Add a new Ivory pearl, wedge the pearl against the drop, pass the wire around the drop bar and return to the pearl from below. Weave 60 Ivory pearls in all. One of the pearls should be centered at the top of the drop.



Step 3:

The pearl of the summit counts as n° 0. Place yourself in pearl # 13 on one side or the other of the drop. Thread a pearl avocado and pearl light green white lined. Poke under the thread connecting beads # 14 and # 15 to start the second row in Brick Stitch. Go back to the pearl light green and go again in the pearl avocado then light green. Continue weaving Brick Stitch weaving beads one by one. There are 17 avocado pearls and 16 light green pearls.



Step 4:

Return zigzagging in the previous row 2 beads. Go into the Ivory pearl between the 7th and 8th pearls of row 2, thread a facet, a 15/0 rock, a Star Bead, a rock and a facet. Count 6 pearls higher from the bead from which the thread comes out and stitch in the pearl. Go through the last two row 2 beads to turn around and turn in the same Ivory bead, however, pass the needle on the other side of the drop to stabilize the part with the facets and the Star Bead. Iron in these last pearls to return to the 7th pearl at the beginning of this stage passing again on the other side of the drop.



Step 5:

Zigzag in the green pearls by adding the rockeries. Count 7 ivory pearls from the pearl where the facets are attached and the Star Bead and then repeat step 4 and do the same for the third set of facets and Star Bead.



Step 6:

Zigzag to return to the top bead and attach the closed ring to the weave. For that put on the ring, go back into the pearl, go under the drop, go back in the pearl then do it again. Wedge your yarn in the weave and cut it. To fix the Star Beads together in the center of the drop you need a new piece of wire about 20 cm. Pass the needle at the ends visible in the picture. Thread a DiscDuo, go to the Star Bead on the other side, put on a facet, then go through the Star Bead, again a facet and then go through all the beads at least 3 or 4 times before you tie them two ends with a double knot and pass them through the beads before cutting them.



Did you like this tutorial? You can make the [matching bracelet](#) with the same products!

Which material to use for Miyuki Delicas and Star Beads woven earrings?

SUPPLIES




Weaving needles - Pony - Size 12 - 0.31x51 mm x25
Ref. : ACC-426
Quantity : 1




Drop accessory for beadweaving 38x25mm raw brass
Ref. : ACT-480
Quantity : 2



Gold filled 19mm Earwires x2
Ref. : BO-688
Quantity : 1




DiscDuo 6mm Crystal Vitrail Full x25
Ref. : CZB-647
Quantity : 1



Miyuki Delica 11/0 DB1786 - Light Green AB Lined White
Ref. : DB-1786
Quantity : 1



Miyuki Delica 11/0 DB1900 - Crystal Ivory Ceylon x8g
Ref. : DB-1900
Quantity : 1



Miyuki Delica 11/0 DB2291 - Opaque Glazed Avocado Mat x8g
Ref. : DB-2291
Quantity : 1



True 2mm Fire Polished faceted round beads Gold Mat x50
Ref. : FPB-080
Quantity : 1



Gold filled closed jumpings 4x0.7mm x10
Ref. : GLD-027
Quantity : 1



Miyuki Seed beads Duracoat 15/0 4202 - Galvanized Gold x8g
Ref. : MR15/4202
Quantity : 1



Star Beads glass beads by Perles & Co 11x11 mm Gold Bronze x30
Ref. : TCHE-755
Quantity : 1



Ko Thread 0.25mm Gold tone x50 m
Ref. : UFC-731
Quantity : 1

Result

