

## RESIN RING UV LED INCLUSION OF PLANTS

By : Karine Barrera



Easy




0 minutes



## How to make your own rings?

Create in just 10 minutes a beautiful pink gold ring with a spacer in which we will deposit a flower and cover with a few drops of resin. We chose to create the rose gold ring but these primers exist in silver or gold. Do you know how UV resins work? It's very simple just have a lamp adapted. The UV resin will be catalyzed with the UV lamp and the UV led resin works with the UV led lamp, it is the latter which we used to make this tutorial.


**Step 1**  
Making inclusion of flowers or leaves in resin requires a time of preparation beforehand. Your plants must be dry and for the tutorial that follows you must put them a few days to dry in a book. We need flattened plants because we are going to make a piece of 2 to 3 mm thick .. The spacers that we will use measure 12 mm, choose small elements not overflowing the round.



### 2nd step

Work directly on a silicone mat so that you can take off your creations. Take your resin bottle, gently squeeze and then pour a few drops into each interlayer. Spread the resin with a rod to the edges of the ring. Place your plants on the resin in the interlayer. Cover the plants with a second drop of resin, spread it to the metal edges.






### Step 3

Position your UV LED lamp on top of your creations, press for 3 seconds for the lamp to work for 60 seconds, if you press it once quickly it will last 30 seconds in this case press a second time. Remove the lamp, wait 2 minutes for the parts to cool down.






Step 4

Flip your pieces over to add a drop of resin on this side. Make the uv led lamp work again for 60 seconds.








Step 5

You need two small rings to connect your spacer to the rings of the ring.
















# Which material to use for Resin ring w led inclusion of plants?

## SUPPLIES



Boxed assortment of 48 dried and pressed flowers and leaves - Multicolored x1

Ref. : DEK-168

Quantity : 1



Rose Gold-filled jumpings open 3x0.76 mm x25

Ref. : GLD-084

Quantity : 1



Round spacers 2 rings 12 mm pink fine Gold plated x4

Ref. : INT-853

Quantity : 1



UV-LED Resin Hard Padico - Star Drop x30g

Ref. : OTL-348

Quantity : 1



Ring 2 loops 925 Sterling Silver - 18 carat 3-micron Rose Gold-plated x1

Ref. : SL-396

Quantity : 1



Mini UV LED lamp for DIY creation with UV LED resin x1

Ref. : TECH-118

Quantity : 1



# Tutorial's steps

## ★ Step 1/4



## ★ Step 2/4



## ★ Step 3/4





## Result

