

LITTLE ANGEL WEAVING BRICK STITCH PATTERN WITH MIYUKIS DELICAS 11/0 BEADS

By : LiliGzalée



Easy



0 minutes

How to weave a Miyuki beaded angel?


This one's not made of wood or paper, but woven from Miyuki Delicas beads! Aurélie aka Lili Azalée offers us her weaving grid to make this beautiful little Christmas angel! You can make a slightly larger one to put on top of your tree. Hang it on the tree, use it as a brooch, give it as a gift - there are so many possibilities with this angel!

Thank you Aurélie for sharing the grid.


We love seeing your creations so don't hesitate to send us photos on Facebook or tag us on Instagram with #perlesandco!

Which material to use for Little angel weaving brick stitch pattern with Miyukis Delicas 11/0 beads?


SUPPLIES



Miyuki Delica 11/0 DB0209 - Opaque Light Gray Luster
Ref. : DB-0209
Quantity : 1



Miyuki Delica 11/0 DB0220 - White Opal
Ref. : DB-0220
Quantity : 1




Miyuki Delica 11/0 DB0221 - White Opal Gilt Lined
Ref. : DB-0221
Quantity : 1



Miyuki Delica 11/0 DB0354 - Matte Opaque Blush
Ref. : DB-0354
Quantity : 1



Miyuki Delica 11/0 DB1500 - Opaque Bisque White AB
Ref. : DB-1500
Quantity : 1




Miyuki Delica Duracoat 11/0 DB1832 - Galvanized Gold
Ref. : DB-1832
Quantity : 1



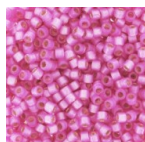
Miyuki Delica 11/0 DB2101 - Duracoat Opaque Light Lemon Ice
Ref. : DB-2101
Quantity : 1



Miyuki Delica Duracoat 11/0 DB2113 - Opaque Lychee x8g
Ref. : DB-2113
Quantity : 1



Miyuki Delica Duracoat 11/0 DB2143 - Opaque Dyed Navy x8g
Ref. : DB-2143
Quantity : 1



Miyuki Delica Duracoat 11/0 DB2174 - Alabaster S/L Dyed Pink Parfait x8g
Ref. : DB-2174
Quantity : 1







Miyuki Beading needles x6
Ref. : OAC-162
Quantity : 1






Ko Thread 0.25mm Ivory x50 m
Ref. : UFC-723
Quantity : 1



steps

 Perles H DB-2113 Quantité:2	 Perles G DB-354 Quantité:28
---	---

 Perles D DB-2101 Quantité:32	 Perles A DB-34 Quantité:64
--	--

 Perles C DB-1500 Quantité:106	 Perles E DB-221 Quantité:10
---	---

 Perles F DB-209 Quantité:24	 Perles B DB-220 Quantité:40
---	---

 Perles I DB-2143 Quantité:2	 Perle J DB-2174 Quantité:1
---	--

★ Step 1/2

All you have to do is weave according to the diagram and the color/reference code of the beads, and you're done!

★ Step 2/2

Getting started with **bead weaving** ? We invite you to read some of our **technical sheets** on brickstitch weaving, in particular those on [How to start a Brick Stitch weaving?](#) and [How to make a brick stitch weaving with augmentation and reduction?](#)

Result