

NATURAL CHRISTMAS WREATH

By : Karine Barrera



Easy



0 minutes


How to make Christmas wreaths?

Make your Christmas wreath in natural style with acorn shells, pine pines, fir branches, gold ribbon and other accessories.

Step 1

Wrap jute cord about 8 to 10 cm long on your polystyrene crown. For starters you can tie a knot, put the cord on it to hide it. So that it does not move think to put some nets of glue directly on the crown then wind up your cord on it.







2nd step

For this step you will need oak acorns. If you can not find one you can replace them with another natural element like seeds, pistachio hulls. For acorns you have to detach the fruit from its shell to work only with it. You must stick the hulls one by one by putting a drop of glue with the gun on the crown. For this to be pretty you have to tighten them as much as possible.






Step 3
After the hulls, rewind the jute bead as in step 1. Cut into the same cord 6 lengths of 20 cm, place them by making a knot around the crown with a space of 4 to 5 cm between each link. Cut pine branches 15 cm long and pass them under the cords to hold them.



Step 4
Add volume by adding pine nuts. Wrap the base with copper wire and then wind the wire to the crown. Place them on the jute cord.






Step 5


Take 3 meters of gold ribbon to surround the remaining portion on the crown. Finish by making a big loop and ironing in it.





Step 6
Add touches of white acrylic paint to give a snow effect. Think of painting a wooden balls. Thread in the golden ribbon 3 wooden balls with the middle one painted white.






Step 7

Put glitter glue tips on the hulls of the acorns and pine pines, do not wait for it to dry, quickly pour glitter on it.







Which material to use for Natural Christmas wreath?

SUPPLIES



Jute twine 4 mm Natural x 25 m
Ref. : BRF-970
Quantity : 1



Polystyrene Christmas crown 25 cm White x1
Ref. : DECO-178
Quantity : 1



Copper wire 0.50mm Light Gold tone x 25 m
Ref. : FC-038
Quantity : 1



Iridescent ribbon 10 mm Beige x1m
Ref. : FCR-714
Quantity : 3



Mini glue gun with base - Cléopâtre
Ref. : OTL-205
Quantity : 1



Multi-Use glue - 20 glue sticks for mini glue gun - Cléopâtre
Ref. : OTL-206
Quantity : 1



Bottle of Glitter Extra Fine - Shiny Gold x20ml
Ref. : OTL-453
Quantity : 1



Glue for ultrafine Effect Glitter x25g
Ref. : OTL-488
Quantity : 1



Natural wooden round bead 25 mm x1
Ref. : PB-879
Quantity : 3



Acrylic paint High Viscosity Pébéo Studio Titanium White x 100ml
Ref. : PEINT-214
Quantity : 1



Tutorial's steps

★ Step 1/7



★ Step 2/7



★ Step 3/7



★ Step 4/7



★ Step 5/7



★ Step 6/7





Result

