

BLACK CAT ON CRESCENT MOON WEAVING BRICK STITCH IN MIYUKI BEADS BY LILIAZALÉE

By : Perles & Co



Easy





0 minutes


How to make a Miyuki weave in Brick Stitch?


Emilie ([Coeur citron](#)), Pauline ([Pauline Fine](#)), Emmanuelle ([Mamanelu](#)) and Aurélie ([LiliAzalee](#)) have good news to announce for October 27th! A book packed with Miyuki diagrams! While waiting for its release here is a series of diagrams unpublished for Halloween. LiliAzalee made us an extremely cute [Miyuki Brick Stitch weave](#)! Thanks to her for this Miyuki drawing of a black cat sitting on a crescent moon. Celebrate Halloween ok, but in Kawaii mode (cute in Japanese) it's even better! For more information on [Brick Stitch weaving](#), find our [bead weaving data sheets](#) in the Toolbox section of the site.

For more information on [Brick Stitch weaving](#), find our [bead weaving data sheets](#) in the Toolbox section of the site.
[Diagram of Miyuki weaving:](#)



 Perles B DB-10 Quantité :18	 Perles A DB-433 Quantité :101
---	---

	Perle D		Perles E
	DB-220		DB-310
	Quantité :1		Quantité :41

 Perles C
DB-2139
Quantité :4

Which material to use for Black Cat on Crescent Moon Weaving Brick Stitch in Miyuki Beads by Liliazalée?


SUPPLIES




John James Beading needle Size 12 51 x 0,36 mm x4
Ref. : ACC-197
Quantity : 1



Miyuki Delica 11/0 DB0010 - Black
Ref. : DB-0010
Quantity : 1



Miyuki Delica 11/0 DB0220 - White Opal
Ref. : DB-0220
Quantity : 1



Miyuki Delica 11/0 DB0310 - Mattete Black
Ref. : DB-0310
Quantity : 1



Miyuki Delica 11/0 DB0433 - Galvanized Champagne
Ref. : DB-0433
Quantity : 1



Miyuki Delica 11/0 DB2139 - Duracoat Opaque Dark Orchid x8g
Ref. : DB-2139
Quantity : 1



Ko Thread 0.25mm Natural x50 m
Ref. : UFC-724
Quantity : 1

Result

