

PARROT POLYMER BROOCH

By : Karine



Easy





2h



Step 1


Print your template and cut out the different parts of the parrot.



2nd step


Condition your pasta colors either with the dough machine or with a roller, it is necessary that your small plates are thick. Place on each of them one end of your paper template, press to adhere it and then cut with a blade the contours of the paper.





Step 3
Take 2 bars of white paste, make a thin plate that will support your parrot. With the remaining white paste make a plate in the form of strip corresponding to the thickness of the colored pieces.






Step 4


Position the colored pieces on the white plate, place between each piece a thin thick white strip.






Step 5
Position white strips around the entire outline of the parrot. Place a parchment paper on the parrot and smooth all the pasta fittings by rolling a smooth card over the paper and making small circles. Cut out with the blade the outline of the parrot. Cook at 120 degrees for 30 minutes.





Step 6
Make a tiny ball with white and an even smaller one with black dough. Crush the white ball with your blade then place the black ball on it, crush it to get an eye. Put it on the dough, place a little bit of baking paper again to flatten it and fix it. Cook at 120 degrees for 30 minutes.






Step 7

Sand the parrot lightly under the water so that it is clean and the edges are not sharp with a 1000 grit paper. Open your parrot.





Step 8
Stick your brooch to the back of the parrot.







Which material to use for Parrot polymer brooch?

SUPPLIES



Brooch base 33 mm Gold Tone x1
Ref. : ACT-596
Quantity : 1



Cernit Number One 56gr Poppy Red (n°428)
Ref. : CERNIT-046
Quantity : 1



Cernit Number One 56gr Yellow (n°700)
Ref. : CERNIT-054
Quantity : 1



Cernit Number One 56gr Turquoise blue half opaque (n°280)
Ref. : CERNIT-101
Quantity : 1



Finishing lacquer 30ml x1
Ref. : OUT-607
Quantity : 1



Jewel Glue Hasulith 30ml
Ref. : OUTIL-007
Quantity : 1



Premo Polyclay 57gr Ultramarine (n°5562)
Ref. : PE2-5562
Quantity : 1



Result

