

SOLEIL EARRINGS IN HERRINGBONE

By : SOPHIE



Intermediate



1h30

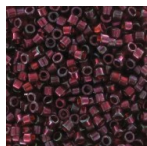
How to make Herringbone earrings?

In this bead weaving tutorial, our creative partner Sophie aka Elyconia, teaches you how to make a pretty pair of "Soleil" earrings derived from a Creole shape. This creation was made using the herringbone technique. In the video, we take you step-by-step through each stage to give you detailed explanations and teach you how to weave this original and exclusive shape. The technique begins by positioning a row of beads as shown on the 22 mm ring in the tutorial, then the application of the Herringbone technique starts on the 2nd row. I strongly advise you to follow this entire tutorial, where you'll have no trouble understanding and completing all the steps. This technique is for people who have already made a few creations and have experience in bead weaving. We've created these earrings in warm, festive colors for the upcoming winter and holiday season, but of course you're free to create your own color combinations and adapt them to each season or event. We have a wide choice of [Delica beads](#) on the site. We also offer two earstuds. The hammered stud has been added by default to the hardware listing for the more sophisticated style. But if you have a preference for the round stud, you'll find it in variation. Feel free to have a look at our other [stainless steel earstuds](#), we have a wide range on the site. If you reproduce this tutorial, feel free to share your jewelry on social networks by tagging our Instagram account, our TikTok account or our Facebook page. We love to see what you've done!

NB: Reproduction of this tutorial is authorized for personal use only. It is forbidden to reproduce this tutorial for commercial purposes.

Which material to use for Soleil earrings in Herringbone?

SUPPLIES




Miyuki Delica 11/0 DB0105 - Garnet Gold Luster
Ref. : DB-0105
Quantity : 1




Miyuki Delica 11/0 DB0362 - Mat Opaque Red Luster
Ref. : DB-0362
Quantity : 1



Miyuki Delica 11/0 DB0796 - Dyed Semi Mat Opaque Red x8g
Ref. : DB-0796
Quantity : 1



Miyuki Delica 11/0 DB2119 - Duracoat Opaque Jujube
Ref. : DB-2119
Quantity : 1



Miyuki Delica 11/0 DB2264 - Opaque Red Picasso x 8g
Ref. : DB-2263
Quantity : 1



25mm Stainless steel 304 closed flat ring - Gold Tone x1
Ref. : INX-733
Quantity : 2



4x0.6mm 316L stainless steel Open jumprings - Gold x100
Ref. : SST-391
Quantity : 1




17x14mm 304L stainless steel Hammered oval earstuds - Gold x2
Ref. : STL-574
Quantity : 1

SUPPLIES



6 Weaving needles - Coloreyes - Size 11 - 0.4x53 mm x1
Ref. : ACC-475
Quantity : 1



Kit of 3 Pliers professional quality for jewelry - Chain nose pliers, Cutting pliers, Round nose pliers
Ref. : OTL-580
Quantity : 1



Miyuki Nylon Beading thread B 0.25 mm Semolina x50 m
Ref. : UFC-059
Quantity : 1

Result

