

## CROCHET SPIRAL FLOWER BANGLE BRACELET

By : Domi Moreau - Minou84



Intermediate



7h

*How to make a beaded crochet flower bangle bracelet?*

In the mood for a summery creation but lacking inspiration? Why not try our partner Domi Moreau's spiral crochet flower bangle bracelet, a colorful piece of jewelry perfect for summer! A trendy, bohemian accessory to wear alone or in combination.

Embark on the world of crochet spirals for a moment. It's also a great opportunity to discover or rediscover this technique, which blends traditional craftsmanship with creative modernity. This tutorial is aimed at intermediate level designers, and if you're new to the crochet spiral technique, we invite you to take a look at our [How to crochet a beaded spiral?](#) datasheet. If you're more advanced in this technique, you can start a collection of bangle bracelets, or why not make a necklace version?

This bracelet is a must-have for summer! Domi has chosen sunny yellow, hibiscus pink and gold, reminiscent of balmy summer evenings, wild flowers and the golden warmth of vacations. A real call to creativity and good humor! But if you'd like to make the bracelet a little more to your taste, you can opt for other [Miyuki Delica 11/0](#) colors from among those available on our website.

If you'd like some more crochet spiral inspiration, take a look at our other [bracelet tutorials](#).

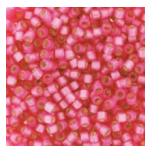
We love seeing all your creations so if you reproduce this flower bangle bracelet, don't hesitate to share it with us on our [Facebook](#) page or tag us on [Instagram](#) with #Perlesandco!

## Which material to use for Crochet spiral flower bangle bracelet?

### SUPPLIES



Miyuki Delica 11/0 DB1572 - Opaque Canary AB  
Ref. : DB-1572  
Quantity : 1



Miyuki Delica Duracoat 11/0 DB2175 - Alabaster S/L Dyed Hibiscus x8g  
Ref. : DB-2175  
Quantity : 1



Miyuki Delica Duracoat 11/0 DB2502 - Galvanized Yellow x8g  
Ref. : DB-2502  
Quantity : 1



cotton yarn Lizbeth size 40 Gold n°611 x274m  
Ref. : FCU-194  
Quantity : 1



Beadalon Big Eye needle 57mm x4  
Ref. : OAC-190  
Quantity : 1




DMC soft handled hook in acier - 1 mm - Pink x1  
Ref. : WOOL-037  
Quantity : 1

## steps

### ★ Step 1/4

To start your bracelet, you'll need to thread 13 sequences (column of numbers) from top to bottom, to obtain an 18-cm-long spiral. If you need a larger bracelet, thread 14 sequences. Note that this spiral can be hooked into cast mesh.

Make a beaded chain of 8 beads, close in the round by stitching your hook directly under the 1st bead, which you fold over to the right, bring the bead to be crocheted to the right of the hook, make 1 throw, and pull through the 2 threads on the hook.



### ★ Step 2/4


This is the beginning of the tube. Check your design carefully and continue.

If you need help with this step, Karole Larcanché has made an excellent video showing how it's done here: [Crochet Spiral Bead Bracelets](#).



### ★ Step 3/4

The required length is reached...My wrist circumference is 16 cms. In principle, you need to add 2 cms to obtain the required length for the bangle.



★ Step 4/4

If you're new to the bangle technique, you can refer again to Karole's [crochet spiral bracelet](#) video, which shows you how it's done.



*Result*

