

SEED BEADS MARINE BRACELETS

By : Thelma



Easy



20 minutes

Summer is fast approaching, and with it the irresistible desire to dive into a seaside atmosphere! This season, the marine trend is back with a vengeance, with its fresh hues, ocean symbols and handmade jewelry that smells of vacations. To celebrate the arrival of fine weather, we've come up with an easy tutorial that's accessible to all levels: make three pretty seaside bracelets using seed beads and sea-inspired gold charms.

In this DIY, we mix the aquatic blues of Seed beads [Aquamarine Silver Lined](#), [Mix Aqua](#) and [White Pearl Ceylon](#) for a refreshing effect, like diving into the turquoise waters of summer. A few pearly [Crystal Moonlight](#) beads add a touch of softness and light. Finally, mini charms in gold-plated stainless steel - [turtle](#), [starfish](#) and [seashell](#) - complete the ensemble with a pretty summery note.

Mounted on an elastic thread, these bracelets are easy to thread and perfect for beginners. They also make a great gift idea, or a creative activity to share with friends on a summer's afternoon.

This trio of bracelets is a veritable ode to the ocean: it evokes seaside vacations, feet in the sand, lapping waves and treasures gleaned from the beach. Of course, you can adapt the colors to suit your mood: coral, sand, aqua green... let your creativity do the talking! Discover our wide selection of [Seed beads](#) to create the palette that suits you best.

Don't forget to share your creations with us on social networks with the hashtag **#Perlesandco!**

Which material to use for Seed beads marine bracelets?

SUPPLIES



3mm PureCrystal 5810 Pearls - Crystal Moonlight Pearl x20
Ref. : 5810_03/73
Quantity : 1



Jumprings open 3x0.6 mm 316L gold-finished stainless steel x10
Ref. : ACC-737
Quantity : 1




Elastic cord Transparent 0.80mm x 8 m
Ref. : FC-389
Quantity : 1




9x10mm Stainless Steel 316L Shell Charm - Gold Tone x1
Ref. : INX-645
Quantity : 1



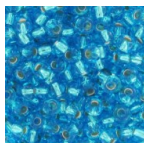
Round beads 3 mm Gilded with fine 24K x50
Ref. : META-449
Quantity : 1




Miyuki Seed beads 8/0 402F - Mat Opaque White x8g
Ref. : MR08/402F
Quantity : 1



Miyuki Seed beads 8/0 528 - White Pearl Ceylon x8g
Ref. : MR08/528
Quantity : 1



Seed beads 2,5mm Aquamarine Silver Lined x10g
Ref. : ROC-383
Quantity : 1



3mm Seed beads 8/0 - Mix Aqua x20g
Ref. : ROC-947
Quantity : 1



10x7.5mm 304L Stainless Steel Mini Turtle Charm - Gold x1
Ref. : SST-677
Quantity : 1



3mm 304L stainless steel spacer flower - Gold x10
Ref. : STL-225
Quantity : 1



14x12mm Stainless Steel 304L Starfish Charm - Gold x1
Ref. : STL-342
Quantity : 1

SUPPLIES



Jewel Glue Hasulith 30ml
Ref. : OUTIL-007
Quantity : 1

steps

★ Step 1/2

Place a dot of glue on the bow to secure it permanently. If you're adding a large bead, slide the bow inside to conceal it.



★ Step 2/2

Vary the colors to create a unique set of bracelets. If you're using a starfish or turtle charm, consider adding a ring so it can hang beautifully from the bracelet.



Result

