

BOHEMIAN BLUE ELECTRIC POUCH IN CREATIVE PAPER AND BRAID

By : Perles & Co



Intermediary



5h




How to crochet a trendy sleeve with creative paper?

How to make a trendy wallet?

For this summer, you need a nice pocket to go out at night. Thanks to Marie Claude, crochet this bohemian style clutch with this bright blue color so trendy and this gorgeous lace. We are sure that you will make envy !!


Do you know the Creative Paper ? This is a paper fiber thread in the spirit raffia, ideal for making accessories and decorative objects original and trends and customize clothes! Resistant, it is very easy to crochet and can also be knitted.



STEP 1

Crochet a chain of 30 stitches and a stitch in the air to turn.





2ND STEP

Crochet 29 short stitches, taking the strand before each stitch of the chain.





STEP 3

Crochet 39 cm: 29 sts tight and one stitch in the air to turn by row.





STEP 4

You get a rectangle of 39 cm by 23 cm.

Make a row of sts cast on all 4 sides by taking two strands together at each stitch.






STEP 5

Make a flap of 14 cm on the wrong side.

Close the left side of the body of the slipcover





STEP 6

Place the magnetic clasps 3cm from the side edge and 6cm from the bottom (always on the wrong side).





STEP 7

Close the second cast-seam side and turn the cover over.





STEP 8

Attach the second part of the clasps to the flap of the pouch





STEP 9

Cut about 30 strands 13 cm long. Pass me first strand as indicated on the photo.





STEP 10

Pass the two branches of the strand in the loop and pull to fix the strand.





STEP 11

The fringes are in place.






STEP 12

Glue the braid by folding the ends on 0.5 cm.





STEP 13

Make 4 tassel pompoms and attach them to the top of the pouch.

Your cover is finished.



Which material to use for Bohemian blue electric pouch in creative paper and braid?

SUPPLIES



Lace galon diamonds 18 mm Navy x1m
Ref. : FILC-232
Quantity : 1



Knitting needles 6 mm x1
Ref. : LAINE-121
Quantity : 1



Creative Paper Rico Design - paper thread Blue x 50g
Ref. : LAINE-331
Quantity : 3



Glue for fabric x30ml
Ref. : OUT-486
Quantity : 1



Set of 2 magnetic fasteners 19 mm gold tone
Ref. : SEW-666
Quantity : 1



Result

