

BIRD CREOLE EARRINGS WITH MIYUKI

By : Petit Bout de Chou

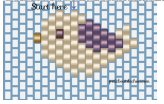


Easy



0 minutes

How to make creoles with brick stitch weaving?



Which material to use for Bird creole earrings with Miyuki?

SUPPLIES



Earring hoops 40mm fine Gold plated x2
Ref. : BO-031
Quantity : 1



Gold filled 17mm Earwires x2
Ref. : BO-687
Quantity : 1




Cable chain flat chain 1.3mm Gold filled x 50cm
Ref. : CHR-150
Quantity : 1




Miyuki Delica 11/0 DB0070 - Pink Coral Lined Crystal Luster
Ref. : DB-0070
Quantity : 1



Miyuki Delica 11/0 DB0204 - Antique Beige Ceylon
Ref. : DB-0204
Quantity : 1



Miyuki Delica 11/0 DB0792 - Dyed Semi Matte Opaque Shale
Ref. : DB-0792
Quantity : 1



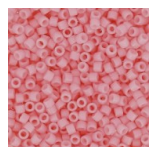
Miyuki Delica 11/0 DB0797 - Dyed Semi Matte Opaque Jade Green
Ref. : DB-0797
Quantity : 1



Miyuki Delica Duracoat 11/0 DB1832 - Galvanized Gold
Ref. : DB-1832
Quantity : 1



Miyuki Delica 11/0 DB2101 - Duracoat Opaque Light Lemon Ice
Ref. : DB-2101
Quantity : 1



Miyuki Delica 11/0 DB2116 - Duracoat Opaque Light Carnation x8g
Ref. : DB-2116
Quantity : 1



Gold filled jump rings open 2.5x0.5mm x50
Ref. : GLD-151
Quantity : 1



Miyuki Beading needles x6
Ref. : OAC-162
Quantity : 1



Kit of 3 pliers in Perles & Co pocket Pink x1
Ref. : OUT-335
Quantity : 1



Miyuki Nylon Beading thread B 0.25 mm Peridot x50 m
Ref. : UFC-508
Quantity : 1

Result