

BALLOON BROOCH IN BRICK STITCH WEAVE AND GLITTERY FUSIBLE





By : LiliGzalée



Easy



0 minutes



Which material to use for Balloon brooch in brick stitch weave and glittery fusible?

SUPPLIES



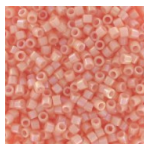
Pins 6 mm Rhodium tone x1
Ref. : ACT-047
Quantity : 1



Cable chain Oval chain 1,6mm Gold filled x 50cm
Ref. : CHR-059
Quantity : 1




Hotfix Transfer Spangled Gold x1
Ref. : CUSTO-146
Quantity : 1



Miyuki Delica 11/0 DB0207 - Opaque Tea Rose Luster
Ref. : DB-0207
Quantity : 1




Miyuki Delica 11/0 DB0352 - Matte Opaque Cream
Ref. : DB-0352
Quantity : 1



Miyuki Delica 11/0 DB1507 - Opaque Light Sky Blue AB
Ref. : DB-1507
Quantity : 1



Miyuki Delica Duracoat 11/0 DB1832 - Galvanized Gold
Ref. : DB-1832
Quantity : 1



Felt rectangles 1.5mm 30,5x22,9 cm Light Peach x1
Ref. : FEUTRE-168
Quantity : 1



Gold filled jumprings open 2.5x0.5mm x50
Ref. : GLD-151
Quantity : 1



Miyuki Beading needles x6
Ref. : OAC-162
Quantity : 1



Jewel Glue Hasulith 30ml
Ref. : OUTIL-007
Quantity : 1



Ko Thread 0.25mm White x50 m
Ref. : UFC-719
Quantity : 1

Result

