

## HOW TO MAKE A MIYUKI MULTI-WIRE BEADED BRACELET WITH A LOOM

By : Tiffanie Perles&Co



Intermediate



4h

*How to make a central miyuki weave on the loom?*

Making a multi-row miyuki bracelet with a woven part in the center is not complicated. Here are the materials and techniques needed to make this type of design. First of all, you will need some wire for micro-macramé. Here we used Linhasita wire 0.5 mm. This size allows you to make a strong slip knot while easily threading the miyuki delica 11/0. Ideally, you can use the same color in 0.35 mm and 0.5 mm. You will then place the 0.5 mm threads on both sides of the weave. They will also be used for the knots. The 0.35 mm threads will be placed in the center of the weave so that the thread is less visible between the beads. It will also be faster to thread the Miyuki delica. But if you don't want to buy two spools for your bracelet, then you can just use 0.5mm.

You will also need weaving wire to attach the center beads. Choose a color that is close to the linhasita thread you have chosen. A lighter, thread burner or gas lighter to melt the thread ends and block the knots. To decorate and give relief to the bracelet, we also added miyuki triangle spacers.

Next, choose a loom that allows for a long length of thread. The one used in the video also allows you to make 2-turn miyuki bracelets like in this tutorial: 2-turn miyuki bracelet. Make sure that your loom allows you to hang at least 40 cm of thread. If not, you will have to cut several pieces of 40 to 50 cm of thread and try to fix them individually on the loom you are using by centering them well.

## Which material to use for How to make a Miyuki Multi-wire beaded bracelet with a loom?


### SUPPLIES



Linhasita wax thread bobbin for micro macramé 0.5mm Terracotta (35) x335m  
Ref. : BRF-729  
Quantity : 1




Miyuki Delica 11/0 DB0795 - Dyed Semi Mat Opaque Cinnabar x8g  
Ref. : DB-0795  
Quantity : 1



Miyuki Delica 11/0 DB1530 - Opaque Bisque White Ceylon  
Ref. : DB-1530  
Quantity : 1




Miyuki Delica Duracoat 11/0 DB2111 - Opaque Tea Rose x8g  
Ref. : DB-2111  
Quantity : 1



Miyuki Delica 11/0 DB2125 - Duracoat Opaque Sea Opal x8g  
Ref. : DB-2125  
Quantity : 1



Triangle Miyuki Spacer Duracoat 2.8x1.3 mm SPTR28-4202 - Galvanized Gold x10g  
Ref. : SPTR-28-4202  
Quantity : 1



Miyuki Nylon Beading thread B 0.25 mm Pink x50 m  
Ref. : UFC-499  
Quantity : 1

### SUPPLIES



Miyuki Beading needles x6  
Ref. : OAC-162  
Quantity : 1



Beading loom for long DIY jewelry creations x1  
Ref. : OTL-850  
Quantity : 1



Thread Zap  
Ref. : OUTIL-039  
Quantity : 1

## Result

