

# MIYUKI BEADS BRACELET WEAVING PEYOTE DOUBLE GRADIENT SUNRISE

By : Tiffanie Perles&Co



Advanced



8h

### *How to make a Peyote Double bracelet?*

The double peyote weaving differs from the Single Peyote only by the number of beads. Indeed, in Double Peyote, you will weave the beads two by two instead of one by one. This does not change the technique. If you are familiar with Odd Peyote weaving, you will have no difficulty in following this video tutorial. If you don't know Peyote weaving yet, here are some video tutorials that will help you learn this needle weaving technique without loom.

- [Miyuki Peyote Pair Bracelet Blue and Silver](#)
- Blue and Mustard [Peyote Impair Miyuki Cuff Bracelet](#)
- Miyuki Bracelet in [Reverse Odd Peyote](#) with a Peyote Quick Start

In this tutorial, we will use the [weaving spacers](#) designed by Perles and Co. They are small metal primers that you can attach to your bead weaving. They are suitable for loom weaving, brick stitch and also for Peyote. In Peyote, in order to get a straight line of beads along the spacer, you will have to weave it in the opposite direction. Indeed, usually, the Peyote bracelets are woven in the width. The edges of the bracelet are straight, and the ends are crenellated or pointed. In this case, it will be necessary to weave it in its length. Thus, the edges will be crenellated and the ends will be straight.

For this bracelet, we used 8 colors of Miyuki delica beads to create a gradient with the colors of the dawn. These beautiful colors can be used to create a bracelet or other jewelry in the colors of a sunrise. Feel free to show us the result on social networks by tagging us. @perlesandco on instagram and @Perles & Co on Facebook.

## Which material to use for Miyuki beads bracelet weaving Peyote Double gradient sunrise?

### SUPPLIES



4x0.8mm Open Jump Rings - European-made -fine Gold plated x50  
Ref. : ACC-352  
Quantity : 1



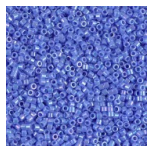
15x4mm Slide End Tube - fine Gold plated x1  
Ref. : ACT-476  
Quantity : 2



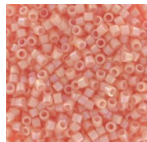
23x13.5mm Miyuki weaving spacer 11/0 exclusive to Perles&Co - Gold plated x1  
Ref. : ACT-845  
Quantity : 3




Miyuki Delica 11/0 DB0083 - Transparent Pale Aqua AB  
Ref. : DB-0083  
Quantity : 1



Miyuki Delica 11/0 DB0167 - Opaque Medium Blue AB  
Ref. : DB-0167  
Quantity : 1



Miyuki Delica 11/0 DB0207 - Opaque Tea Rose Luster  
Ref. : DB-0207  
Quantity : 1



Miyuki Delica 11/0 DB0232 - Light Lemon Ice Ceylon x8g  
Ref. : DB-0232  
Quantity : 1




Miyuki Delica 11/0 DB1491 - Opaque Pale Yellow x 8g  
Ref. : DB-1491  
Quantity : 1



Miyuki Delica 11/0 DB1502 - Opaque Light Peach AB x8g  
Ref. : DB-1502  
Quantity : 1



Miyuki Delica 11/0 DB1507 - Opaque Light Sky Blue AB  
Ref. : DB-1507  
Quantity : 1



Miyuki Delica 11/0 DB1577 - Opaque Agate Blue AB  
Ref. : DB-1577  
Quantity : 1



11 mm Round charm - Flower motif - Fine gold plated x1  
Ref. : ETA-604  
Quantity : 1



Clasp - lobster claw 11 mm fine Gold plated x1  
Ref. : FRM-947  
Quantity : 1



PureCrystal stick-on rhinestones 4mm Crystal x36  
Ref. : STR-152  
Quantity : 1



Miyuki Dura-Line wire in woven nylon 0.15 mm Crystal x20 m  
Ref. : UFC-068  
Quantity : 1

## SUPPLIES



Miyuki Beading needles x6  
Ref. : OAC-162  
Quantity : 1



Kit of 3 pliers in Perles & Co pocket Pink x1  
Ref. : OUT-335  
Quantity : 1



Jewel Glue Hasulith 30ml  
Ref. : OUTIL-007  
Quantity : 1

Result