

MACRAME BRACELET WITH PINK QUARTZ INTERLAYER

By : Julie



Julie Romero
PARIS

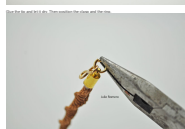




Easy



2h

Before proceeding, please read the following instructions carefully. This tutorial will help you to create a necklace. The finished necklace is made of gold and silver beads and has a length of 45 cm.



Before proceeding, please read the following instructions carefully. This tutorial will help you to create a necklace. The finished necklace is made of gold and silver beads and has a length of 45 cm.

Which material to use for Macrame bracelet with pink quartz interlayer?

SUPPLIES



Round Copper Wire 0.64mm Gold Tone anti-ternissement x10m
Ref. : BRF-041
Quantity : 1



Leather cord 2mm Metallic Cream x 2m
Ref. : FC-125
Quantity : 1



Waxed Cotton Cord 1mm Beige x5m
Ref. : FC-688
Quantity : 1



Lace holder clasp 4mm Gold Tone x1
Ref. : FRM-723
Quantity : 1



Gold filled hook and eye clasp 14mm x1
Ref. : GLD-149
Quantity : 1



Gold filled jumprings open 4 x 0.8 mm x10
Ref. : GLD-263
Quantity : 1



Plain Glue-In Cord End caps with Ring for 4mm cords - Gold Dine Plated x10
Ref. : META-674
Quantity : 1



Jewel Glue Hasulith 30ml
Ref. : OUTIL-007
Quantity : 1



Hexagon point spacer 2 loops 38 mm Quartz Rose/golden x1
Ref. : SEM-718
Quantity : 1

Result



Julie Romero
PARIS