

## DIY MAKING YOUR OWN LAMP FROM A TO Z

By : Tiffanie Perles&Co



Easy



1h

We propose you a DIY decoration to make a lamp yourself : from the customization of a lampshade to the assembly of the electric system, we accompany you step by step with the help of a video tutorial We have chosen to realize a lamp in Scandinavian style , in pastel shades, white and light pink, to give a coccooning spirit to your interior. This lamp will be perfect on a bedside table, a child's room or in a corner of your living room.

In this tutorial you will learn how to make yourself an original lamp with a frame of lampshade and the use of polyphane will have no secret for you. Find all the necessary materials for the lamp of creation: [bias adhesive fabric](#) to outline lampshade, lamp base, carcass lampshade, socket kit bulbs in our [Lighting department](#) .

Lamp foot customization: Paint it white. Let dry 2 hours between each coat of paint. Wrap the Lizbeth wire at the base of the lamp base that you have glued. Apply the masking tape parallel to the foot. Prepare the pink paint by mixing the white and cadmium orange. Paint between masking tape strips to create perfect strips of paint. Remove the masking tape.

The list of equipment is at the bottom of this page!

NB: Attention, the list of products below is not completely in conformity with the picture of presentation. For stock reasons, the fabric of this tutorial has been replaced by an equivalent fabric. The 20 cm lamp foot has been replaced by a 30 cm lamp stand.


We like to see what you do with the tutorials on Perles & Co. So do not hesitate to send us photos of your creations on our [Facebook](#) page .

## Which material to use for DIY Making your own lamp from A to Z?

### SUPPLIES



Assortment of adhesive tape 15 mm Multicolor 5x5m  
Ref. : ADH-496  
Quantity : 1




Cotton fabric - Hygge - Lines - Powder/White x10cm  
Ref. : FABRIC-077  
Quantity : 7



cotton yarn Lizbeth size 20 Light Peach n°630 x192m  
Ref. : FCU-216  
Quantity : 1



Glue Cléotoo x100g  
Ref. : OUT-476  
Quantity : 1



metal Round Circle 20 cm White x1  
Ref. : OUT-546  
Quantity : 1



Brusch set Chalky Basic size 6, 12, 20  
Ref. : OUT-808  
Quantity : 1



Roll of adhesive polyphane 60x120cm x1  
Ref. : OUTIL-839  
Quantity : 1




Acrylic paint High Viscosity Pébéo Studio Titanium White x 100ml  
Ref. : PEINT-214  
Quantity : 1



Acrylic paint High Viscosity Pébéo Studio Orange Cadmium x 100ml  
Ref. : PEINT-230  
Quantity : 1



Mini Wooden Clothes Pins For House decoration 30 mm Natural x24  
Ref. : TOOL-461  
Quantity : 1



Lampshade Head ring 20 cm White x1  
Ref. : TOOL-618  
Quantity : 1



Pied de lampe en bois brut pour la création d'abat-jour 31 cm Tige x1  
Ref. : TOOL-646  
Quantity : 1



Double-sided adhesive 12 mm x16 m  
Ref. : TOOL-652  
Quantity : 1

Result