

FOX HEAD PATTERN WITH WREATH OF FLOWERS IN BRICK STITCH WEAVING

By : MamZelle Lulu



Intermediate



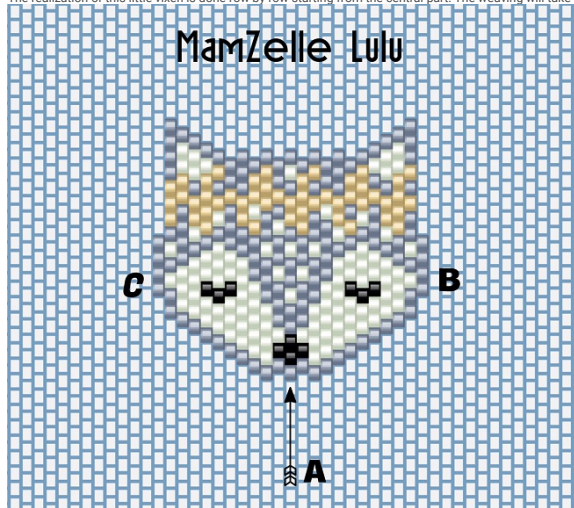
3h

Does it tell you to weave a vixen head with its pretty Miyuki pearl flower crown? Emmanuelle from the blog [MamZelle Lulu](#) offers you to make this *creepy* fox and that we imagine mounted on a spit.
This weaving is done with the technique of brickstitch. For beginners, do not hesitate to read our [technical sheet](#) to learn how to weave beads [how to make a weaving in brick stitch with increase and reduction](#) ?
A big thank you to Emmanuelle for sharing the diagram and her explanations step by step. If you want to weave other cute designs, visit our page dedicated to [Miyuki pearl weaving](#) .



STEP 1

The realization of this little vixen is done row by row starting from the central part. The weaving will take place from the center (A) to the right (B), then from the center (A) to the left (C).




2ND STEP

Cut a length of wire about 1 meter. Mount the central row according to the technique of the ladder, continue the rows one after the other according to the brickstitch technique, following the color codes of the weaving grid. Once the right part is finished, put the threads under a few beads.

STEP 3

Take a new thread and make the left part.



STEP 4

Once your little vixen is finished, hide the remaining threads by ironing them in a few beads. Cut the thread flush with the beads.

STEP 5

If you want to wear your little vixen in spit, brush the back with glue. Place the spit and wait for complete drying.

The weaving is finished. What do you think of this fox? At Perles & Co we fell in love with this feminine and timeless motif. Mounted in brooch this weaving will be perfect on your favorite denim shirt or vest.
We would love to see your version of this brooch ... so do not hesitate to send us your photos on [facebook](#) or [email](#) , it may inspire other people!

Which material to use for Fox head pattern with wreath of flowers in brick stitch weaving?

SUPPLIES



Brooch base 33 mm fine Gold plated x1
Ref. : ACT-596
Quantity : 1




Miyuki Delica 11/0 DB0306 - Matte Metallic Slate x8g
Ref. : DB-0306
Quantity : 1



Miyuki Delica 11/0 DB0433 - Galvanized Champagne
Ref. : DB-0433
Quantity : 1



Miyuki Delica 11/0 DB1500 - Opaque Bisque White AB
Ref. : DB-1500
Quantity : 1



Miyuki Delica 11/0 DB1598 - Mat Opaque Ghost Gray AB x8g
Ref. : DB-1598
Quantity : 1



Sono Beading Thread 0.20mm White x100 m
Ref. : FC-740
Quantity : 1



Miyuki Beading needles x6
Ref. : OAC-162
Quantity : 1



Jewel Glue Hasulith 30ml
Ref. : OUTIL-007
Quantity : 1

Result

