

WEAVING MIYUKI TROPICAL PLANT IN BRICK STITCH


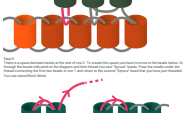

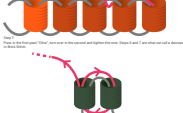


By : Tiffanie Perles&Co



Intermediate




2h30



Which material to use for Weaving Miyuki tropical plant in Brick Stitch?


SUPPLIES




Miyuki Delica 11/0 DB0663 - Dyed Opaque Olive
Ref. : DB-0663
Quantity : 1



Miyuki Delica 11/0 DB0727 - Opaque Vermillion Red x8g
Ref. : DB-0727
Quantity : 1



Miyuki Delica 11/0 DB0753 - Mat Opaque Red x8g
Ref. : DB-0753
Quantity : 1



Miyuki Delica 11/0 DB1585 - Mat Opaque Avocado
Ref. : DB-1585
Quantity : 1



Miyuki Delica 11/0 DB2123 - Duracoat Opaque Fennel x 8g
Ref. : DB-2123
Quantity : 1



Miyuki Delica 11/0 DB2127 - Duracoat Opaque Spruce x8g
Ref. : DB-2127
Quantity : 1



Miyuki Delica 11/0 DB2285 - Opaque Glazed Banana Mat x8g
Ref. : DB-2285
Quantity : 1



Miyuki Delica 11/0 DB2309 - Opaque Glazed Seaweed Mat AB x8g
Ref. : DB-2309
Quantity : 1



Miyuki Beading needles x6
Ref. : OAC-162
Quantity : 1



Jewel Glue Hasulith 30ml
Ref. : OUTIL-007
Quantity : 1



Miyuki Nylon Beading thread B 0.25 mm Gold x50 m
Ref. : UFC-497
Quantity : 1

Result

