

HOW DO I START AN ODD-NUMBERED PEYOTE WEAVE WITH A PEYOTE QUICK START?

By : Tiffanie Perles&Co



0 minutes

The first few rows of the odd Peyote can be tricky: the beads move, the weave lacks stability, and getting started often becomes a source of frustration for bead-weaving beginners. The Quick Start Peyote tool has been designed to remedy this.

It consists of a strong, reusable paper backing with small notches into which the starting beads are inserted. This keeps the beads perfectly aligned, enabling you to start weaving without having to string the first two rows of beads. Thanks to this tool, the first two rows can be woven with greater comfort, precision and speed.

The Peyote Quick Start is ideal for those new to Peyote weaving, but also for more experienced weavers who want to get a better grip on weaving at the beginning. Simply attach a bead to the end of the thread, insert the beads into the notches, and start weaving. Once the first few rows have been woven, the tool is easily removed, leaving the work perfectly primed. It's a practical ally for getting your odd or even Peyote creations off to a good start.

There are different Quick Start models compatible with different sizes and shapes of Miyuki beads: Delica 11/0, 8/0 and 15/0, and Seed beads 6/0.

In this video, I show you how to use the Quick Start for Odd Peyote. Other videos exist on Peyote Pair made with a Quick Start Peyote. The technique is basically the same. There's just one small difference.


For my example, I used the diagram from another tutorial: Tuto Bracelet Peyote élastique bleu. But if you're interested, you can download the diagram for the brown version below. You'll also find the materials used at the bottom of the page. To finish the bracelet, you can use the Elastic Peyote technique as for the blue version, finishing the peyote weave at the tip and adding rings on each side, or adding weaving tips. The choice is yours.

Which material to use for How do I start an odd-numbered Peyote weave with a Peyote Quick Start??

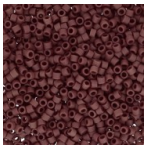
SUPPLIES



Miyuki Delica 11/0 DB0203 - Cream Ceylon
Ref. : DB-0203
Quantity : 1



Miyuki Delica 11/0 DB0310 - Mattete Black
Ref. : DB-0310
Quantity : 1



Miyuki Delica 11/0 DB1584 - Mattete Opaque Currant
Ref. : DB-1584
Quantity : 1



Miyuki Delica Duracoat 11/0 DB1832 - Galvanized Gold
Ref. : DB-1832
Quantity : 1



Miyuki Delica 11/0 DB2288 - Opaque Glazed Sienna Mat x8g
Ref. : DB-2288
Quantity : 1



Fireline Thread - Fused Braid 0.10 mm (4LB) Crystal x50 m
Ref. : FCU-960
Quantity : 1



13mm Golden Stainless steel 304 multi strand tu end for seed beads & Delica x2
Ref. : INX-534
Quantity : 1




80mm 304L stainless steel adjustable chain clasp - gold x1
Ref. : STL-020
Quantity : 1

SUPPLIES



Miyuki Beading needles x6
Ref. : OAC-162
Quantity : 1



Kit of 3 Pliers professional quality for jewelry - Chain nose pliers, Cutting pliers, Round nose pliers

Ref. : OTL-580

Quantity : 1



Quick Start Peyote 11/0 x3

Ref. : OUTIL-973

Quantity : 1

Result