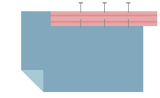


## HOW TO SEW ON BIAS?

By : Perles & Co



0 minutes



1. Fold the red strip over the top edge of the blue paper.



2. Fold the ends of the red strip inward towards the center.



3. Fold the red strip into a 'Z' shape.



4. Fold the red strip into a 'Z' shape.



5. Fold the red strip into a 'Z' shape.



6. Fold the red strip into a 'Z' shape.




7. Fold the red strip into a 'Z' shape.



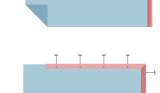
8. Fold the red strip into a 'Z' shape.



9. Fold the red strip into a 'Z' shape.



10. Fold the red strip into a 'Z' shape.



Result