

HOW TO WEAVE BEADS AROUND A RING?

By : Perles & Co



0 minutes

How to brick stitch?

Weaving around a ring or circle can be scary yet it is a technique of pearl weaving very easy to understand and accessible to beginners. You can use Miyuki Delicas beads as well as rocailles or other pearls. Of course it will be easier to weave regular beads and even easier to have a regular rendering with Miyuki beads that are of good quality and very uniform.

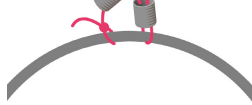
The technique pearl is similar to Brick Stitch. Although it may seem different at first, it is the same technique. Instead of using the thread connecting the beads before to fix the new beads, the ring is used. If you are interested in classic Brick Stitch weaving, we invite you to consult our fact sheets on this subject.

• [How to weave a Brick Stitch necklace](#)

• [How to weave a Brick Stitch bracelet](#)

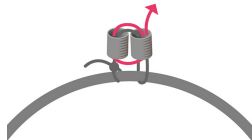
The example below uses Miyuki delicas beads 11/0 but the technique is identical with other pearls.

Step 1: Cut 1.5 m of thread and tie it to the ring with a double knot leaving 10 cm of thread end. Thread the thread through a needle and thread two beads. Place them near the knot on the side where you want to weave the pearls. Pass the thread around the ring to return to the second bead string. Go back to the first, then to the second and tighten to keep them glued together.



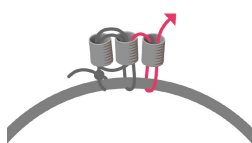
Step 2:

Thread a third pearl and place it against the second. Pass the wire around the ring again and return to the pearl. Thread the fourth and repeat the process and so on until you go around the ring or at least where you want to stop. If you go around the ring go to the first pearl and then to the last one to keep them close together.



Step 3:

You can now weave other Miyuki delicas beads over the row using the classic Brick Stitch technique, or use other beads and fix them in Brick Stitch weaving as well, or thread them through the beads. Miyuki delicas around the ring that will serve you as a base.



The video tutorial at the beginning of the page uses this technique explained previously. Find all the material to make these earrings in the tutorial at the bottom of the page: "[Our creation earrings: Classic Weaving Brick Stitch Miyuki Delicas Earrings](#)".

List of other materials using this technique to inspire you:

• [Classic Weaving Silver Chain Earrings Brick Stitch Miyuki](#)

• [How to weave a Brick Stitch necklace](#)

• [How to weave a Brick Stitch bracelet](#)

• [How to weave a Brick Stitch necklace](#)

• [How to weave a Brick Stitch necklace](#)

• [How to weave a Brick Stitch necklace](#)

• [How to weave a Brick Stitch necklace](#)

• [How to weave a Brick Stitch necklace](#)

• [How to weave a Brick Stitch necklace](#)

• [How to weave a Brick Stitch necklace](#)

• [How to weave a Brick Stitch necklace](#)

• [How to weave a Brick Stitch necklace](#)

• [How to weave a Brick Stitch necklace](#)

• [How to weave a Brick Stitch necklace](#)

• [How to weave a Brick Stitch necklace](#)

• [How to weave a Brick Stitch necklace](#)

• [How to weave a Brick Stitch necklace](#)

• [How to weave a Brick Stitch necklace](#)

• [How to weave a Brick Stitch necklace](#)

• [How to weave a Brick Stitch necklace](#)

• [How to weave a Brick Stitch necklace](#)

• [How to weave a Brick Stitch necklace](#)

• [How to weave a Brick Stitch necklace](#)

• [How to weave a Brick Stitch necklace](#)

• [How to weave a Brick Stitch necklace](#)

• [How to weave a Brick Stitch necklace](#)

• [How to weave a Brick Stitch necklace](#)

• [How to weave a Brick Stitch necklace](#)

• [How to weave a Brick Stitch necklace](#)

• [How to weave a Brick Stitch necklace](#)

• [How to weave a Brick Stitch necklace](#)

• [How to weave a Brick Stitch necklace](#)

• [How to weave a Brick Stitch necklace](#)

• [How to weave a Brick Stitch necklace](#)

• [How to weave a Brick Stitch necklace](#)

• [How to weave a Brick Stitch necklace](#)

• [How to weave a Brick Stitch necklace](#)

• [How to weave a Brick Stitch necklace](#)

• [How to weave a Brick Stitch necklace](#)

• [How to weave a Brick Stitch necklace](#)

• [How to weave a Brick Stitch necklace](#)

• [How to weave a Brick Stitch necklace](#)

• [How to weave a Brick Stitch necklace](#)

• [How to weave a Brick Stitch necklace](#)

• [How to weave a Brick Stitch necklace](#)

• [How to weave a Brick Stitch necklace](#)

• [How to weave a Brick Stitch necklace](#)

• [How to weave a Brick Stitch necklace](#)

• [How to weave a Brick Stitch necklace](#)

• [How to weave a Brick Stitch necklace](#)

• [How to weave a Brick Stitch necklace](#)

• [How to weave a Brick Stitch necklace](#)

• [How to weave a Brick Stitch necklace](#)

• [How to weave a Brick Stitch necklace](#)

• [How to weave a Brick Stitch necklace](#)

• [How to weave a Brick Stitch necklace](#)

• [How to weave a Brick Stitch necklace](#)

• [How to weave a Brick Stitch necklace](#)

• [How to weave a Brick Stitch necklace](#)

• [How to weave a Brick Stitch necklace](#)

• [How to weave a Brick Stitch necklace](#)

• [How to weave a Brick Stitch necklace](#)

• [How to weave a Brick Stitch necklace](#)

• [How to weave a Brick Stitch necklace](#)

• [How to weave a Brick Stitch necklace](#)

• [How to weave a Brick Stitch necklace](#)

• [How to weave a Brick Stitch necklace](#)

• [How to weave a Brick Stitch necklace](#)

• [How to weave a Brick Stitch necklace](#)

• [How to weave a Brick Stitch necklace](#)

• [How to weave a Brick Stitch necklace](#)

• [How to weave a Brick Stitch necklace](#)

• [How to weave a Brick Stitch necklace](#)

• [How to weave a Brick Stitch necklace](#)

• [How to weave a Brick Stitch necklace](#)

• [How to weave a Brick Stitch necklace](#)

• [How to weave a Brick Stitch necklace](#)

• [How to weave a Brick Stitch necklace](#)

• [How to weave a Brick Stitch necklace](#)

• [How to weave a Brick Stitch necklace](#)

• [How to weave a Brick Stitch necklace](#)

• [How to weave a Brick Stitch necklace](#)

• [How to weave a Brick Stitch necklace](#)

• [How to weave a Brick Stitch necklace](#)

• [How to weave a Brick Stitch necklace](#)

• [How to weave a Brick Stitch necklace](#)

• [How to weave a Brick Stitch necklace](#)

• [How to weave a Brick Stitch necklace](#)

• [How to weave a Brick Stitch necklace](#)

• [How to weave a Brick Stitch necklace](#)

• [How to weave a Brick Stitch necklace](#)

• [How to weave a Brick Stitch necklace](#)

• [How to weave a Brick Stitch necklace](#)

• [How to weave a Brick Stitch necklace](#)

• [How to weave a Brick Stitch necklace](#)

• [How to weave a Brick Stitch necklace](#)

• [How to weave a Brick Stitch necklace](#)

• [How to weave a Brick Stitch necklace](#)

• [How to weave a Brick Stitch necklace](#)

• [How to weave a Brick Stitch necklace](#)

• [How to weave a Brick Stitch necklace](#)

• [How to weave a Brick Stitch necklace](#)

• [How to weave a Brick Stitch necklace](#)

• [How to weave a Brick Stitch necklace](#)

• [How to weave a Brick Stitch necklace](#)

• [How to weave a Brick Stitch necklace](#)

• [How to weave a Brick Stitch necklace](#)

• [How to weave a Brick Stitch necklace](#)

• [How to weave a Brick Stitch necklace](#)

• [How to weave a Brick Stitch necklace](#)

• [How to weave a Brick Stitch necklace](#)

• [How to weave a Brick Stitch necklace](#)

• [How to weave a Brick Stitch necklace](#)

• [How to weave a Brick Stitch necklace](#)

• [How to weave a Brick Stitch necklace](#)

• [How to weave a Brick Stitch necklace](#)

• [How to weave a Brick Stitch necklace](#)

• [How to weave a Brick Stitch necklace](#)

• [How to weave a Brick Stitch necklace](#)

• [How to weave a Brick Stitch necklace](#)

• [How to weave a Brick Stitch necklace](#)

• [How to weave a Brick Stitch necklace](#)

• [How to weave a Brick Stitch necklace](#)

• [How to weave a Brick Stitch necklace](#)

• [How to weave a Brick Stitch necklace](#)

• [How to weave a Brick Stitch necklace](#)

• [How to weave a Brick Stitch necklace](#)

• [How to weave a Brick Stitch necklace](#)

• [How to weave a Brick Stitch necklace](#)

• [How to weave a Brick Stitch necklace](#)

• [How to weave a Brick Stitch necklace](#)

• [How to weave a Brick Stitch necklace](#)

• [How to weave a Brick Stitch necklace](#)

• [How to weave a Brick Stitch necklace](#)

• [How to weave a Brick Stitch necklace](#)

• [How to weave a Brick Stitch necklace](#)

• [How to weave a Brick Stitch necklace](#)

• [How to weave a Brick Stitch necklace](#)

• [How to weave a Brick Stitch necklace](#)

• [How to weave a Brick Stitch necklace](#)

• [How to weave a Brick Stitch necklace](#)

• [How to weave a Brick Stitch necklace](#)

• [How to weave a Brick Stitch necklace](#)

• [How to weave a Brick Stitch necklace](#)

• [How to weave a Brick Stitch necklace](#)

• [How to weave a Brick Stitch necklace](#)

• [How to weave a Brick Stitch necklace](#)

• [How to weave a Brick Stitch necklace](#)

• [How to weave a Brick Stitch necklace](#)

• [How to weave a Brick Stitch necklace](#)

• [How to weave a Brick Stitch necklace](#)

• [How to weave a Brick Stitch necklace](#)

• [How to weave a Brick Stitch necklace](#)

• [How to weave a Brick Stitch necklace](#)

• [How to weave a Brick Stitch necklace](#)

• [How to weave a Brick Stitch necklace](#)

• [How to weave a Brick Stitch necklace](#)

• [How to weave a Brick Stitch necklace](#)

• [How to weave a Brick Stitch necklace](#)

• [How to weave a Brick Stitch necklace](#)

• [How to weave a Brick Stitch necklace](#)

• [How to weave a Brick Stitch necklace](#)

• [How to weave a Brick Stitch necklace](#)

• [How to weave a Brick Stitch necklace](#)

• [How to weave a Brick Stitch necklace](#)

• [How to weave a Brick Stitch necklace](#)

• [How to weave a Brick Stitch necklace](#)

• [How to weave a Brick Stitch necklace](#)

• [How to weave a Brick Stitch necklace](#)

• [How to weave a Brick Stitch necklace](#)

• [How to weave a Brick Stitch necklace](#)

• [How to weave a Brick Stitch necklace](#)

• [How to weave a Brick Stitch necklace](#)

• [How to weave a Brick Stitch necklace](#)

• [How to weave a Brick Stitch necklace](#)

• [How to weave a Brick Stitch necklace](#)

• [How to weave a Brick Stitch necklace](#)

• [How to weave a Brick Stitch necklace](#)

• [How to weave a Brick Stitch necklace](#)

• [How to weave a Brick Stitch necklace](#)

• [How to weave a Brick Stitch necklace](#)

• [How to weave a Brick Stitch necklace](#)

• [How to weave a Brick Stitch necklace](#)

• [How to weave a Brick Stitch necklace](#)

• [How to weave a Brick Stitch necklace](#)

• [How to weave a Brick Stitch necklace](#)

• [How to weave a Brick Stitch necklace](#)

• [How to weave a Brick Stitch necklace](#)

• [How to weave a Brick Stitch necklace](#)

• [How to weave a Brick Stitch necklace](#)

• [How to weave a Brick Stitch necklace](#)

• [How to weave a Brick Stitch necklace](#)

• [How to weave a Brick Stitch necklace](#)

• [How to weave a Brick Stitch necklace](#)

• [How to weave a Brick Stitch necklace](#)

• [How to weave a Brick Stitch necklace](#)

• [How to weave a Brick Stitch necklace](#)

• [How to weave a Brick Stitch necklace](#)

• [How to weave a Brick Stitch necklace](#)

• [How to weave a Brick Stitch necklace](#)

• [How to weave a Brick Stitch necklace](#)

• [How to weave a Brick Stitch necklace](#)

• [How to weave a Brick Stitch necklace](#)

• [How to weave a Brick Stitch necklace](#)

• [How to weave a Brick Stitch necklace](#)

• [How to weave a Brick Stitch necklace](#)

• [How to weave a Brick Stitch necklace](#)

• [How to weave a Brick Stitch necklace](#)

• [How to weave a Brick Stitch necklace](#)

• [How to weave a Brick Stitch necklace](#)

• [How to weave a Brick Stitch necklace](#)

• [How to weave a Brick Stitch necklace](#)

• [How to weave a Brick Stitch necklace](#)

• [How to weave a Brick Stitch necklace](#)

• [How to weave a Brick Stitch necklace](#)

• [How to weave a Brick Stitch necklace](#)

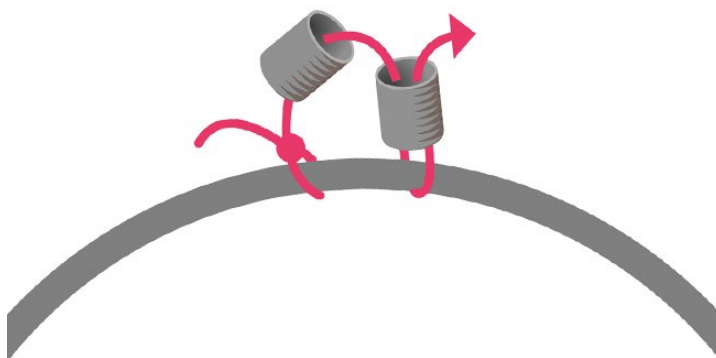
• [How to weave a Brick Stitch necklace](#)

• [How to weave a Brick Stitch necklace](#)

steps

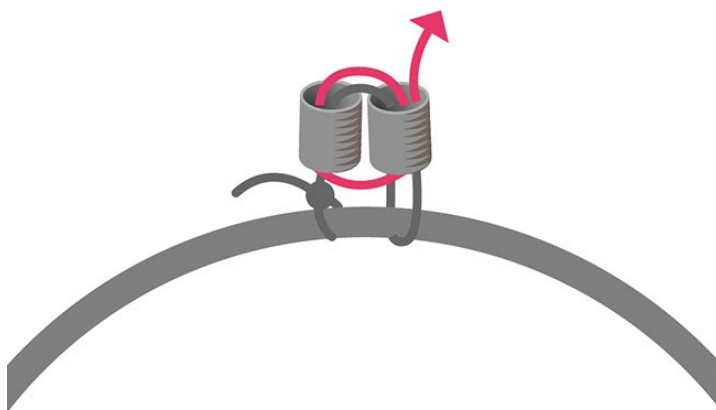
★ Step 1/6

Cut 1.5 m of thread and tie it to the ring with a double knot, leaving 10 cm of thread end. Thread the thread through a needle and then string two beads. Place them near the knot on the side where you want to weave the beads. Pass the thread around the ring to return to the second bead threaded. Go back into the first bead, then the second, and tighten to keep them stuck together.



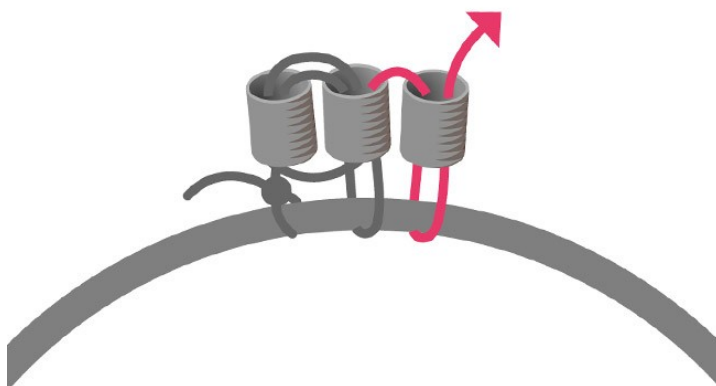
★ Step 2/6

Thread a third bead and place it against the second. Pass the thread around the ring again and back into the bead. Thread the fourth bead and repeat the process and so on until you get around the ring, or at least to where you want to stop. If you go all the way around the ring, go through the first bead and then the last bead to keep them close together.



★ Step 3/6

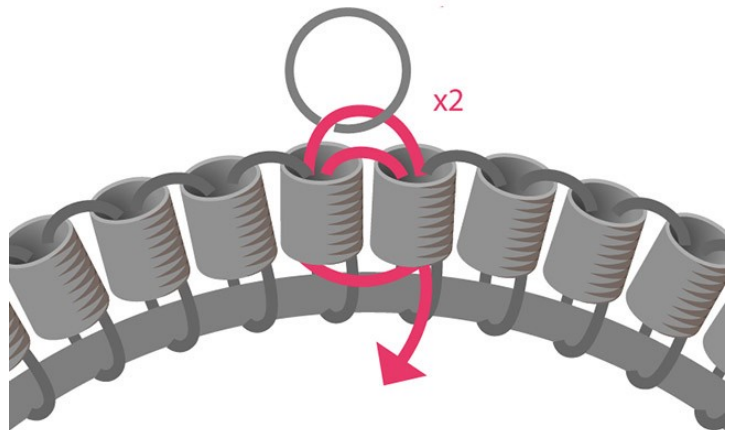
Now you can weave other Miyuki delicas beads over the row made using the classic Brick Stitch technique. Or you can use other beads and attach them in Brick Stitch weaving as well or by stringing them and passing in the Miyuki delicas beads around the ring that you will use as a base.



★ Step 4/6

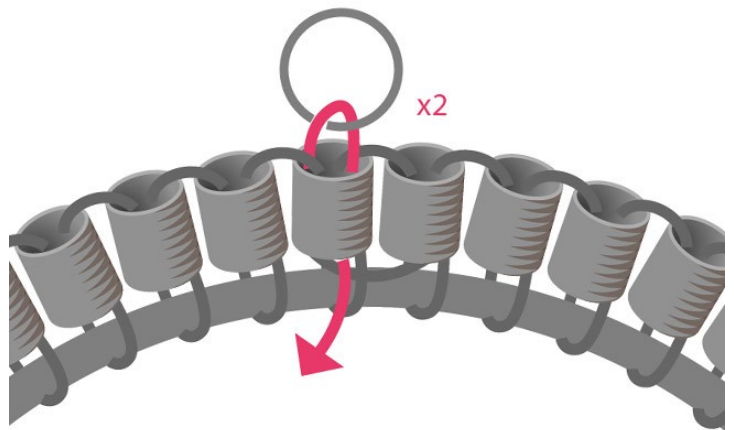
Attach a hook to a Miyuki beaded ring or add a charm

You may need to add a way to attach the woven ring to an ear hook or necklace. The easiest way is to add a closed ring to your woven ring. Do not use traditional open rings because the wire is so thin that it will slip out of the ring. The same technique also allows you to add a sequin or a charm inside the ring for example.



★ Step 5/6

To do this, pull the wire out of one of the beads, thread your closed ring/shoe and then either return to the bead next to it or to the same bead, depending on what works best for the creation.



★ Step 6/6

Finishing a bead weave around a creole

Once your creation is finished, make a double knot using one of the woven strands in an inconspicuous place and then jam the strand back into the beads before cutting it off. Do the same with the beginning of the thread. You can put a dab of jewelry glue on the double knots to be safe.

Result

